








Yes, you can:

Solo BD0880/76 Service Parts Replacement Guide BD0880/76

***PARTS ARE OBSOLETE. PARTS SHOWN ARE ALL THAT IS
CURRENTLY AVAILABLE**

ELECTRONICS

PART	INVACARE PART NUMBER
HEAD ACTUATOR (RED PLUG) 61831-0795280-01	MTRM1633 
FOOT ACTUATOR (BLUE PLUG) V07508AT760	MTRM1634 
HILO ACTUATOR (WHITE PLUG) 61831-1405220-01 Trunnion KIT80C (NLA) Prior to Aug 99 hilo motor requires a motor extension cable and wire ties	MTRM17781 
<i>Prior to Aug 99 hilo motor requires a motor extension cable and wire ties</i>	
MOTOR EXTENSION CABLE	MISC022 
WIRE TIES (NEED 5)	1186883 



Yes, you can:



Solo BD0880/76 Service Parts Replacement Guide

<p>JUNCTION BOX NAX5105-3A29MPZ</p>	<p>JNCTNBOXKIT2</p> 
PENDANTS	
<p>NEW ASSIST RAILS W/HOLSTER</p>  <p>DB9 CONNECTOR</p>	<p>1190228 Linak # on cord PNDNT-6FNC-1-2 Rev AD (12-32)</p> 
<p>FULL / PARTIAL RAILS</p>  <p>DB9 CONNECTOR</p>	<p>1190233 Linak # on cord PNDNT-6FNC-1-2 Rev AD (12-32)</p> 
<p>OLD SQUARE ASSIST RAILS W/HOLSTER (May 01 – July 02)</p>  <p>DB9 CONNECTOR</p>	<p>PNDNTKIT3 Linak # on cord PNDNT-6FNC-1-2 Rev AD (12-32)</p> 
<p>1190225 (Conversion Cable)</p>	






Yes, you can:

Solo BD0880/76 Service Parts Replacement Guide

<p>MEMBRANE PAD FOR 151 ONLY PRIOR AUG. 16/04</p>	<div style="display: flex; justify-content: space-around; align-items: center;"> <div style="text-align: center;"> <p>OLD KEYPAD</p>  </div> <div style="text-align: center;"> <p>NEW KEYPAD</p>  </div> </div>
<p>**OLD KEYPADS ARE NO LONGER AVAILABLE. SEND OUT FOOTBOARD KIT FOR BEDS BUILT PRIOR TO AUG 16/04**</p> <p>EXAMPLE: FTBD0002D05KI FOOTBOARD W/NEW KEYPAD SHOWN ABOVE AND JNCTNBOXMEM WITH PURPLE STICKER IN TRADITIONAL SOLAR OAK BOARD</p>	











STEEL AND FRAME PARTS

PART	INVACARE PART NUMBER
<p>HEAD GATCH Prior to Aug 2001 PUSHPIN ON END OF ROUND TUBE</p>	<p>GATHEADELHASY (NLA)</p> 
<p>HEAD GATCH After Aug 2001 BLACK INSERT WITH STEEL PIN</p>	<p>1185149</p> 
<p>FOOT GATCH Prior to Aug 2001 PUSHPIN ON END OF ROUND TUBE</p>	<p>GATFOOTELHASY (NLA)</p> 
<p>FOOT GATCH After Aug 2001 BLACK INSERT WITH STEEL PIN</p>	<p>GATFOOTASSY1 (NLA)</p>



Yes, you can:










Solo BD0880/76 Service Parts Replacement Guide

	
UPPER GATCH "4ARM" Prior to Aug 2001 PUSHPIN ON END OF ROUND TUBE	HILOUPPERSERV (NLA) 
UPPER GATCH "4ARM" After Aug 2001 BLACK INSERT WITH STEEL PIN	HILOUPPERASSY 
8 ARM LOWER GATCH PUSHPIN ON END OF ROUND TUBE	HILOLOWERPNTS (NLA) 
HILO DRIVE TUBE (circular)	TBR78164214PN (NLA) 
OFFSET BAR	LNK001OFF (NLA) 
SOLO CONTROL ARM	TBR78161812PN (NLA) 
HILO HD / FT LINKAGE	LNK0013PNT 
CRANK MOUNT PLATE 76"	MNT0018CPNT (NLA) 
CRANK MOUNT PLATE 80"	MNT0018BPNT 
CASTER WHEEL	WHLEW1520R



Yes, you can:









Solo BD0880/76 Service Parts Replacement Guide

	
CASTER WHEEL LOCKING	WHLEW1520RRB 
LOWER FRAME	LWRFRASSY (NLA) 
HEAD END HOOP LEG	LEG0004BASSY (NLA) 
FOOT END HOOP LEG	LEG0003CASSY (NLA) 
HEAD POST	1186525 
FOOT POST	1186524 
HEAD/FOOT MOUNTING HARDWARE KIT	KIT78 
HEAD/FOOT MOTOR MOUNT "U" BRACKET	MTRBRACKP1 
RUBBER SANTOPRENE BED FOOT	GLDBEDFOOT



Yes, you can.

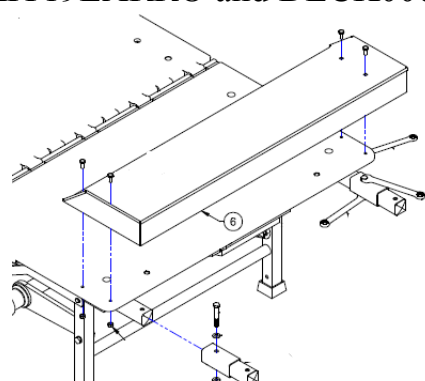

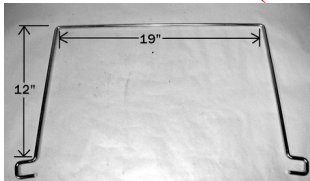

Solo BD0880/76 Service Parts Replacement Guide

	
PLUG FOR UNDER BED FOOT	1186845 
4 1/2" STRAIGHT PIN	PIN38412 (NLA) 
HEAD/FOOT GATCH PIN	PIN380212 
BOW TIE COTTER PIN 5/16"	PINBOW516 
MATTRESS KEEPER KIT	MATTKPRKIT 
TRAPEZE ADAPTER *TRAPEZE ADAPTER COMES WITH FRAME, MOUNTING HARDWARE AND 2 MALE FRENCHER PLATES	IHECTA 
MALE FRENCHER PLATE	FRENCHERMALE (NLA) 



Yes, you can.

Solo BD0880/76 Service Parts Replacement Guide

<p>4" EXTENSION KIT * Does not come with bolster pad, must use 84" mattress</p>	<p>KIT19EARRO and DECK0005KIT</p> 
<p>RUBBER BUMPER FOR WIREFORMS *OPTIONAL (2 PER WIREFORM)</p>	<p>GLDBUMPER</p> 
<p>76" WIREFORM</p>	<p>WBB000576PL (NLA)</p> 
<p>80" WIREFORM</p>	<p>WBB000580PL (NLA)</p> 

RAILS



***LEFT AND RIGHT IS DETERMINED BY STANDING AT THE FOOT END OF BED LOOKING AT THE BED**

<p>SET OF ASSIST RAILS "U" BRACK. SET OF ASSIT BARS "U" BRACK.</p>	<p>1190658 RAILSBARPRU</p>
--	--------------------------------



Yes, you can:











Solo BD0880/76 Service Parts Replacement Guide

	
LEFT ASSIST RAIL ONLY	RAILSASSTAELT (NLA) 
RIGHT ASSIST RAIL ONLY	RAILSASSTAERT (NLA) 
ASSIST RAIL MOUNTING HARDWARE KIT	KITASSIST (NLA) 
"U" BRACKET ONLY, LEFT 3 POSITION RLBRACKASSIST (NLA) 	"U" BRACKET ONLY, RIGHT 3 POSITION RRBRACKASSIST (NLA) 
"U" BRACKET ONLY, LH NO GUARD RLBRACKASTRUPNLA 	"U" BRACKET ONLY, RH NO GUARD RRBRACKASTRUPNLA 
NON TUCK INCLUDING ALL HARDWARE	
SET OF FULL RAILS IHARRLFUL (NLA) 	SET OF PARTIAL RAILS IHARRLPAR (NLA) 
LEFT FULL RAIL	LEFT PARTIAL RAIL

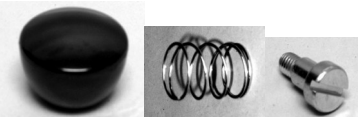


Yes, you can:

Solo BD0880/76 Service Parts Replacement Guide

<p>RAILS0080FLNT (NLA)</p> 	<p>RAILS0080PLNT (NLA)</p> 
<p>RIGHT FULL RAIL RAILS0080FRNT (NLA)</p> 	<p>RIGHT PARTIAL RAIL RAILS0080PRNT (NLA)</p> 
RAIL ARMS	
<p>SHORT RAIL ARM LEFT SRA001LA (NLA)</p> 	<p>SHORT RAIL ARM RIGHT SRA001RA (NLA)</p> 
<p>LONG RAIL ARM LEFT LRA001LA (NLA)</p> 	<p>LONG RAIL ARM RIGHT LRA001RA (NLA)</p> 
<p>RAIL BRACKETS RAILBRACKNT (NLA)</p> 	<p>LOCKING SET COLLAR COL34R (NLA)</p> 

PULL KNOB ASSEMBLY FOR ALL RAILS

<p>BLACK BALL KNOB ASSEMBLY 1189259</p> 	<p>Assist Rail Plugs (Kit of 10) 1165068</p>
<p>Assist Rail Springs- Kit of 10 1165067</p> 